

A View on Education, Life and Attitudinal Aspects for Violence in Arab Sector of Israel

Adelina STEFARTA¹, Eman AYOUB²

Abstract

Violence provides its presence in a wide spectrum of everyday life. In these days we are witnesses of violence in high levels. Problems are not solved, and that gives us a look to that life accompanied with torture and suffering, although that logic leads a person that suffer to try to change their realty but that's mostly do not happens. It is clearly seen that family violence cases and couples difficult situation lead to a continuous suffering and daily violence. This research describes people's attitude for violence of Arab Sector of Israel.

Keywords: education, violence, families, Arab Sector, conflicts, women, men, kids.

JEL Code: I21

1. Introduction

The contemporary world shows the increased interest for the problem of space of familial life. The actual specific evolutions concerning the violence in this space oblige the majority of democratic states to assume the responsibilities for each citizen, even in the “closed door” spaces. There is a specific perception of the problem on local level, because general population sees it as being a private problem because it speaks about the internal and informal character of the relations between aggressor and the victim in family (domestic) space. The people that suffered domestic violence should learn to teach themselves, to acquire social experiences and knowledge on their own, to learn how to develop their relationships with other people on the basis of confidence and partnership and be gender sensitive, to learn to collaborate, to make a team successfully, and to learn how to exchange generously their experiences with others.

2. Literature review

The violence is considered to be an verbal of physical action made with an intention by one family's member against another family's member. This action provoces physical, psycho-emotional, sexual suffering and material damages. The violence is also considered to be an action that stops a woman to realize her fundamental rights and freedoms. Domestic violence is considered to have 5 aspects: pain/suffering,

¹ Adelina STEFARTA is PhD, associated professor, scientific supervisor, ULIM, Chişinău, Republic of Moldova. E-mail: adelinasmd@gmail.com.

² Eman AYOUB is a coordinator of student's health service in special education, Israel. PhD student, ULIM, Chişinău, Republic of Moldova. E-mail: eman.ayo64@gmail.com.

an action made on discriminatory basis with an intention to punish, to intimidate, to oppress a person. The theories of violence are classified in 4 big concepts:

- instinctual theories,
- reactive theories,
- theories of learned behavior,
- cognitive theories.

The violence also is researched from different perspectives:

- a) psychological, with 4 models (physiological/individual; psycho-pathological; the theory of social learning; eco-systemic model.
- b) sociological: the theory of social systems; feminist theories; the theory of social exchange and theory of social control; micro-political theory; socio-cultural theory.
- c) integrative perspective of domestic violence: psycho-social model; multi-factorial model.

The conditions that generate the familial violence are:

- educational errors of environment;
- gender and social inequality (including economical one);
- socio-economical errors;
- increasing level of social permissivity;
- increasing level of mental disorders;
- the lacunar view on others rights for personal life and right to do mistakes;
- the habit to use power for getting a goal;
- consideration of family problems and family violence as a social tabu.

The literature review showed that no one explanation is complete because all of them are researching separate aspects of the phenomena of violence: focusing on a person, focusing on external premises, cultural influences, learned models transmitted from parents to kids and so on.

There is also a small researches of (family) violence on Arab Sector of Israel, that drives the author to the necessity to study this phenomena according sexual identification, age, education, family status, the living environment, working conditions and life satisfaction of women and men of this geographical area.

3. Data and methodology

There was applied a questionnaire for 120 women and 120 men of different ages: 40 women and 40 men of age between 20-40; 40 women and 40 men of age between 41-60; 40 women and 40 men of age between 61+. There was found the women and the men perception of violence according the respondents age, education, family status, living environment, working condition, income, living condition, financial situation, meal and alimentation, satisfaction of actual financial and material conditions, the level of your education and professional instruction and professional career.

Figure 1. The age distribution of respondents (women and men 20-40 y.o.)

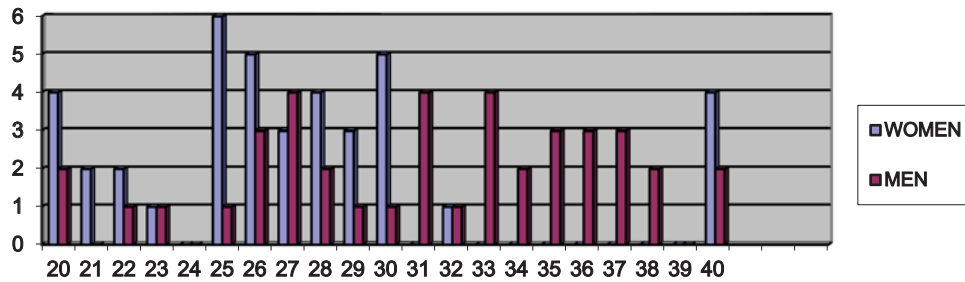


Figure 2. The age distribution of respondents (women and men 41-60 y.o.)

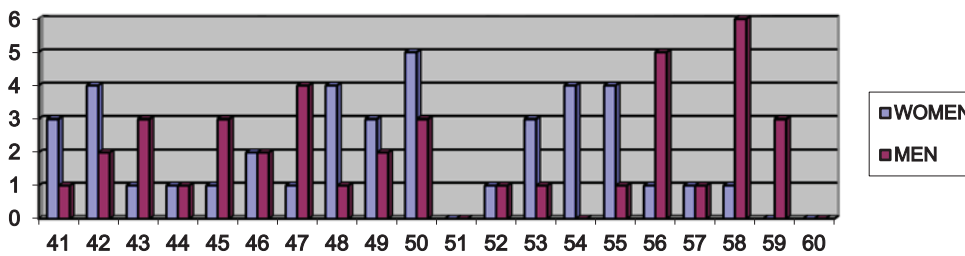


Figure 3. The age distribution of respondents (women and men 61+ y.o.)

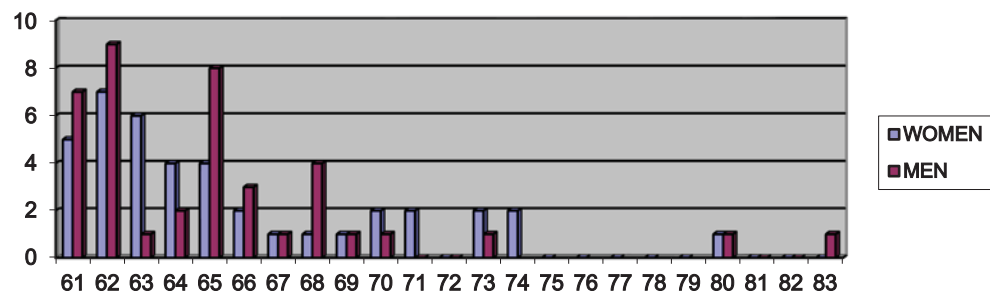


Figure 4. The family status of respondents (women and men 20-40 y.o.)

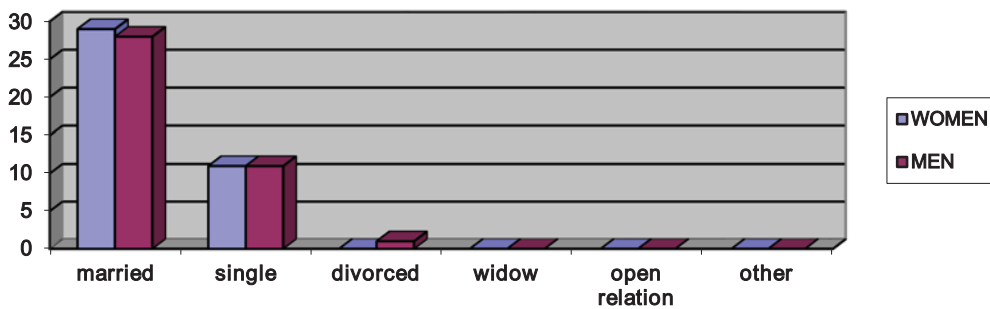


Figure 5. The family status of respondents (women and men 41-60 y.o.)



Figure 6. The family status of respondents (women and men 61+ y.o.)

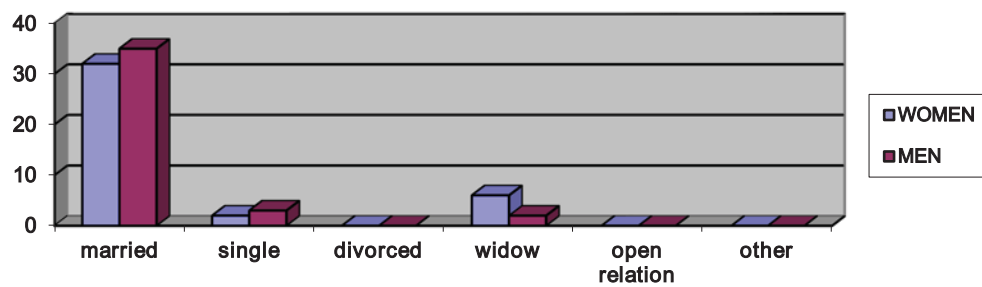


Figure 7. The living environment of respondents (women and men 20-40 y.o.)

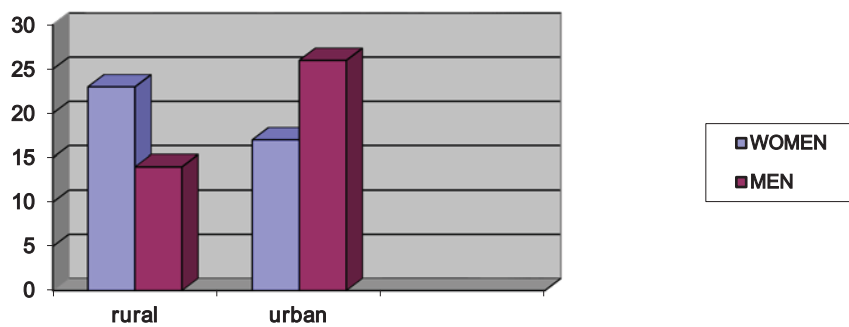


Figure 8. The living environment of respondents (women and men 41-60 y.o.)

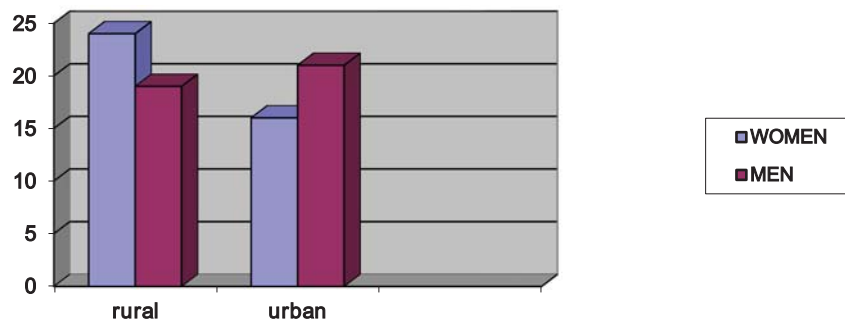


Figure 9. The living environment of respondents (women and men 61+ y.o.)

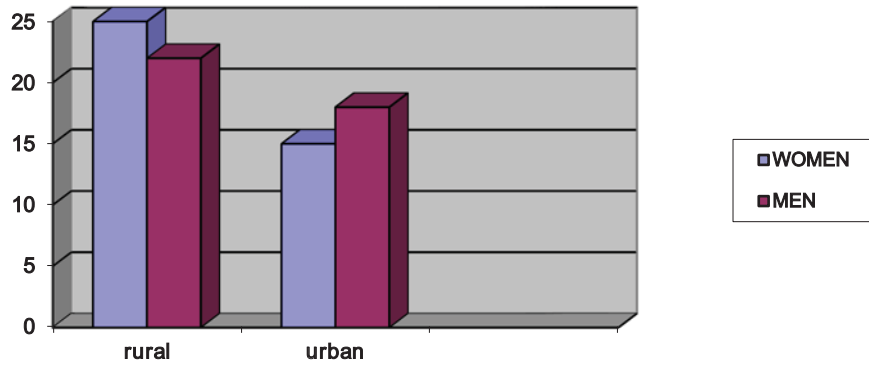


Figure 10. The working condition of respondents (women and men 20-40 y.o.)

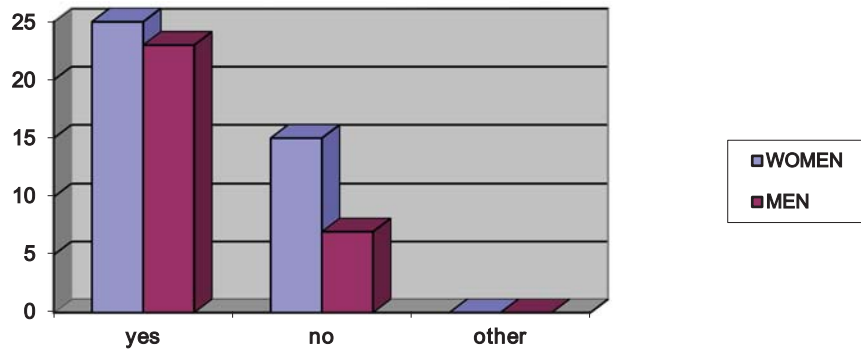


Figure 11. The working condition of respondents (women and men 41-60 y.o.)

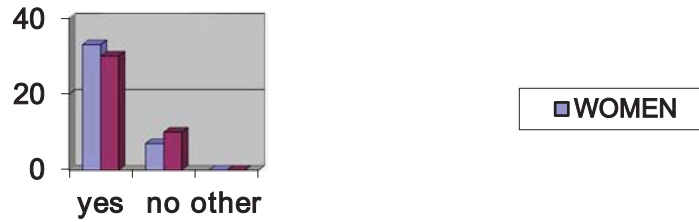


Figure 12. The working condition of respondents (women and men 61+ y.o.)

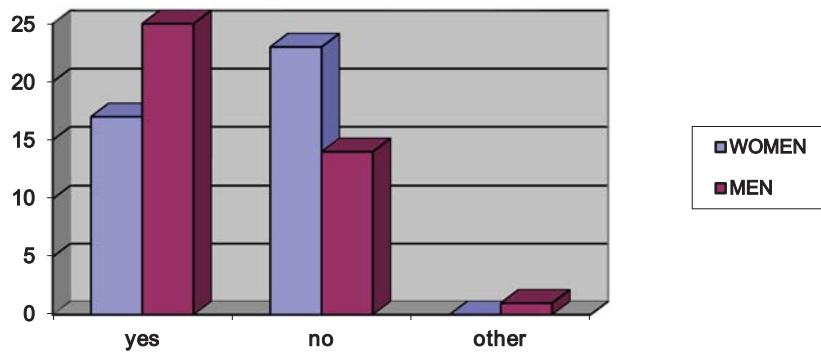


Figure 13. The condition work of respondents (women and men 20-40 y.o.)

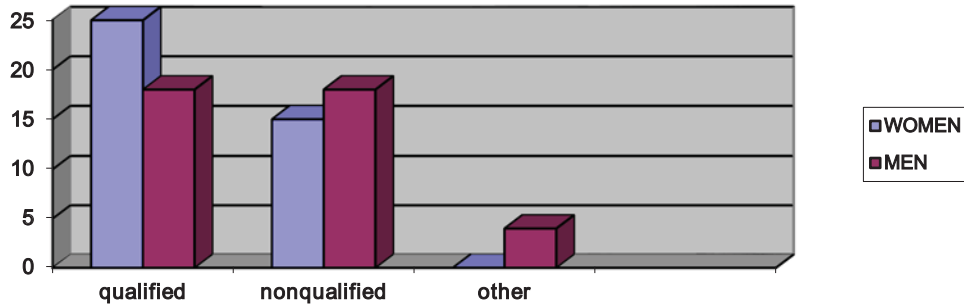


Figure 14. The condition work of respondents (women and men 41-60 y.o.)

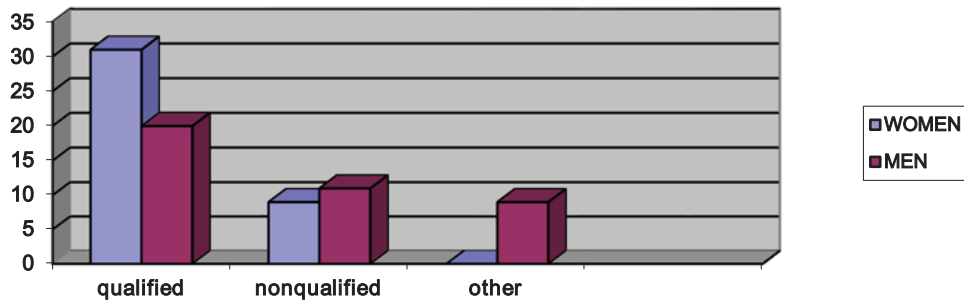


Figure 15. The condition work of respondents (women and men 61+ y.o.)

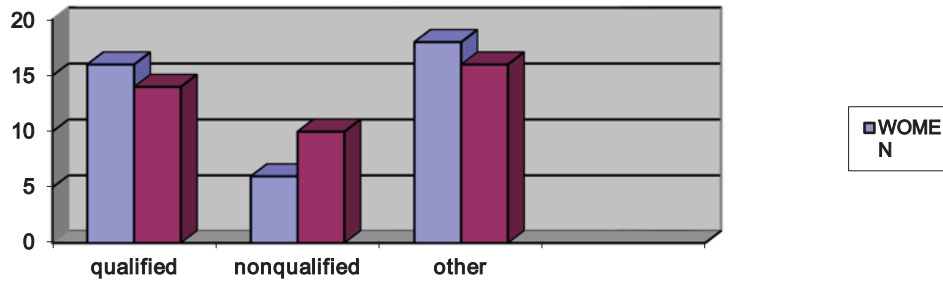


Figure 16. The condition work (full-, part-time) of respondents (women and men 20-40 y.o.)

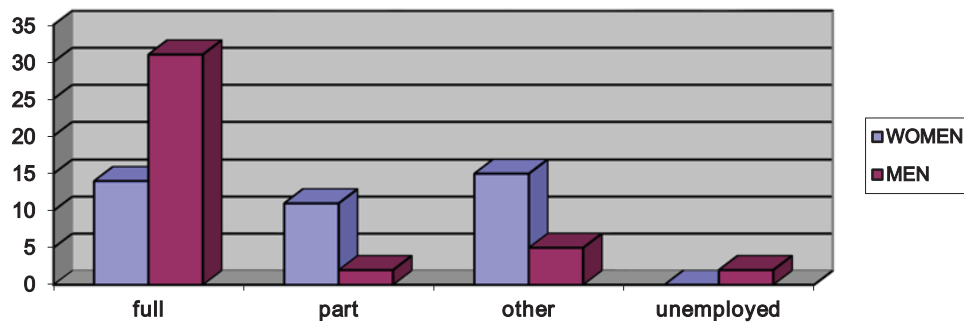


Figure 17. The condition work (full-, part-time) of respondents (women and men 41-60 y.o.)

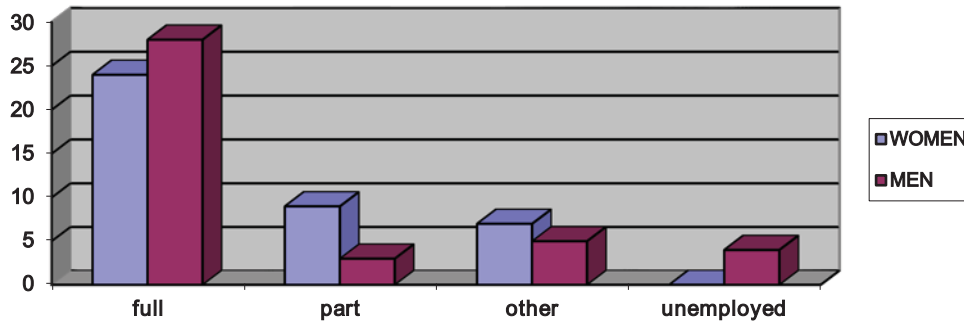


Figure 18. The condition work (full-, part-time) of respondents (women and men 61+ y.o.)

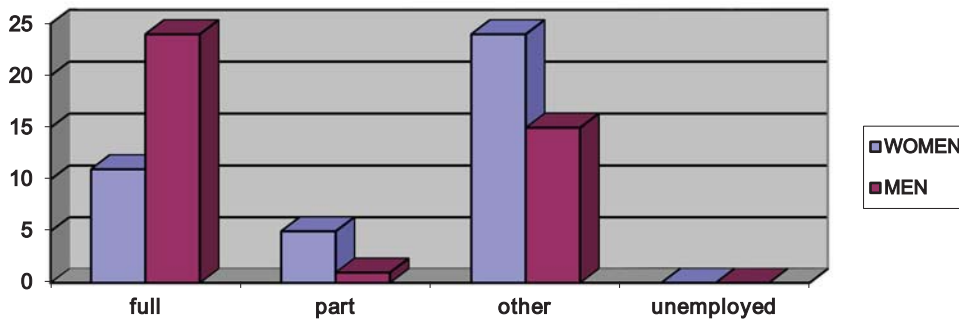


Figure 19. The family composition of respondents (women and men 20-40 y.o.)

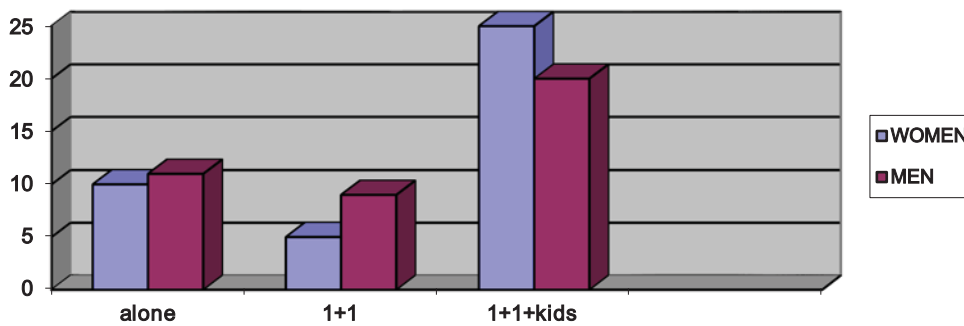


Figure 20. The family composition of respondents (women and men 41-60 y.o.)

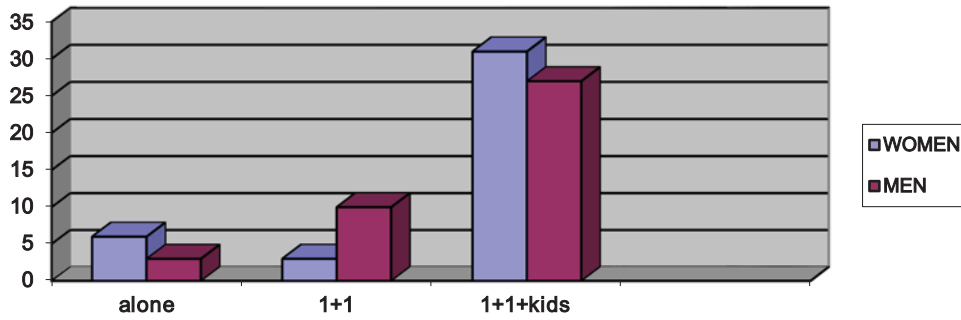


Figure 21. The family composition of respondents (women and men 61+ y.o.)

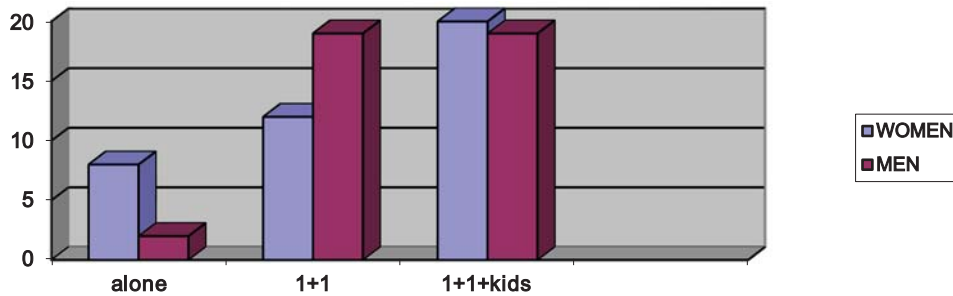


Figure 22. The satisfaction of level of education and professional instruction of respondents (women and men 20-40 y.o.)

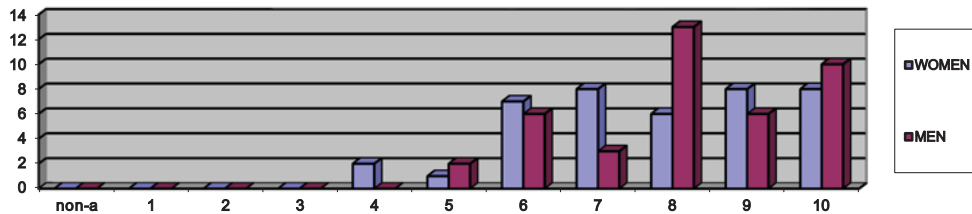


Figure 23. The satisfaction of level of education and professional instruction of respondents (women and men 41-60 y.o.)

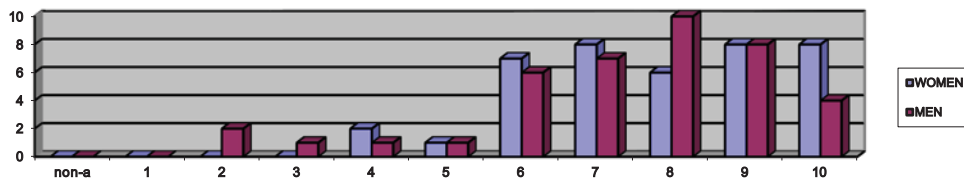


Figure 24. The satisfaction of level of education and professional instruction of respondents (women and men 61+ y.o.)

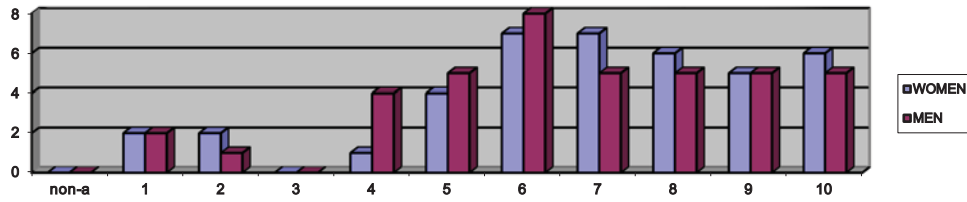


Figure 25. The level of satisfaction of respondents for income they have (women and men 20-40 y.o.)

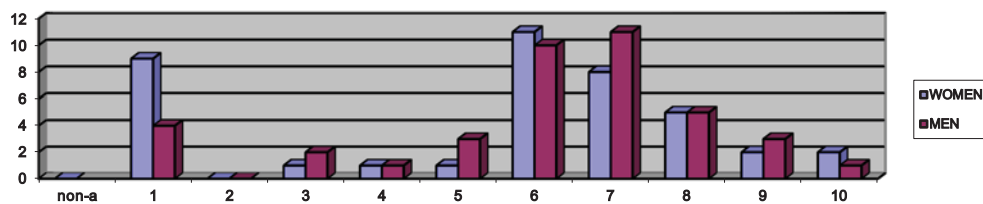


Figure 26. The level of satisfaction of respondents for income they have (women and men 41-60 y.o.)

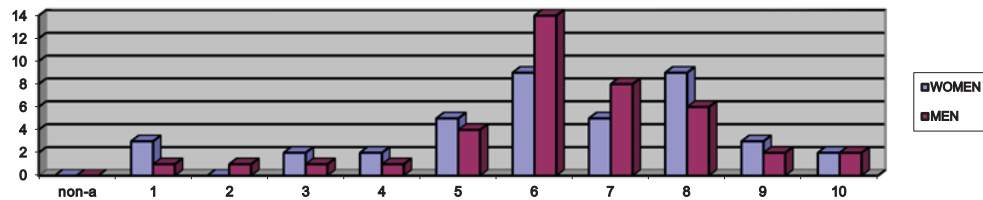


Figure 27. The level of satisfaction of respondents for income they have (women and men 61+ y.o.)

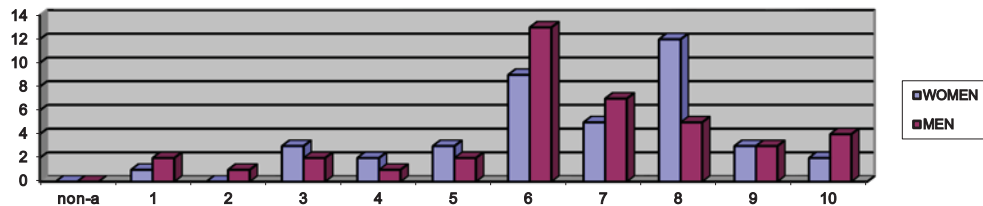


Figure 28. The level of satisfaction of respondents for living conditions (women and men 20-40 y.o.)

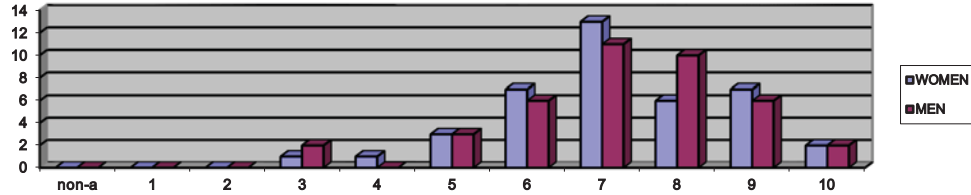


Figure 29. The level of satisfaction of respondents for living conditions (women and men 41-60 y.o.)

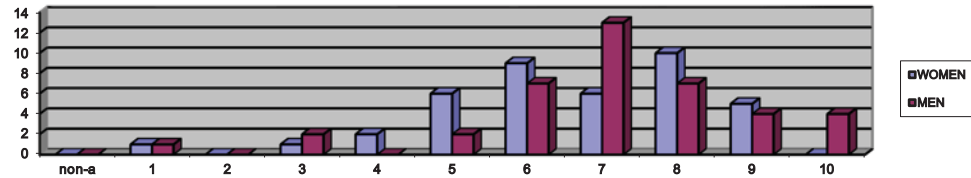


Figure 30. The level of satisfaction of respondents for living conditions (women and men 61+ y.o.)

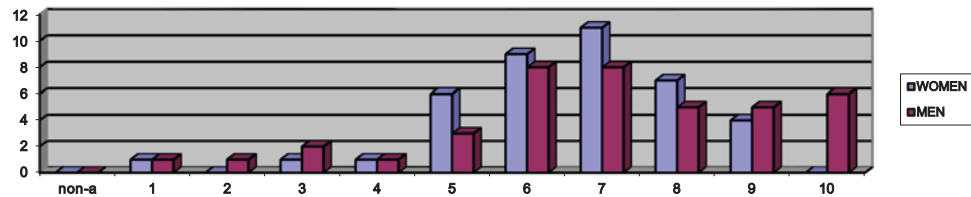


Figure 31. The level of satisfaction of respondents for financial situation (women and men 20-40 y.o.)

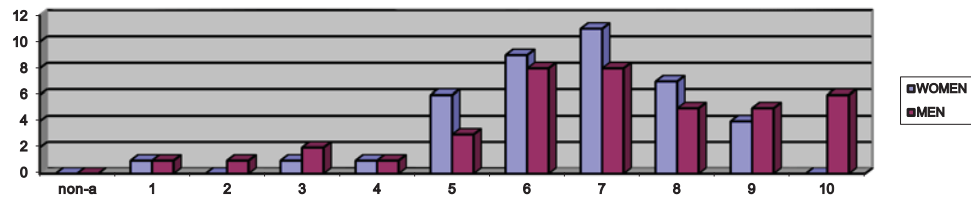


Figure 32. The level of satisfaction of respondents for financial situation (women and men 41-60 y.o.)

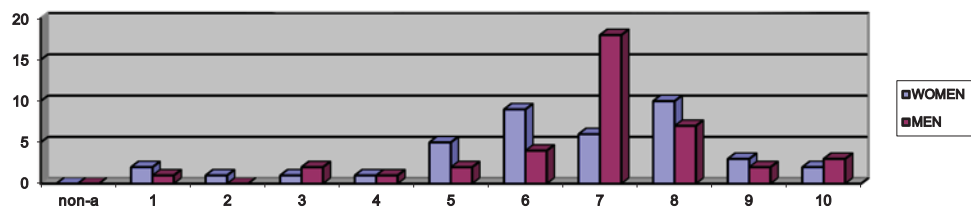


Figure 33. The level of satisfaction of respondents for financial situation (women and men 61+ y.o.)

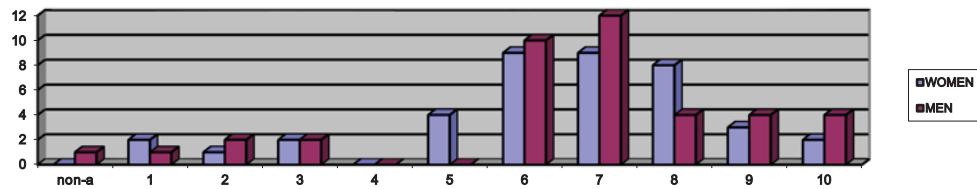


Figure 34. The level of satisfaction of respondents for meal and alimentation (women and men 20-40 y.o.)

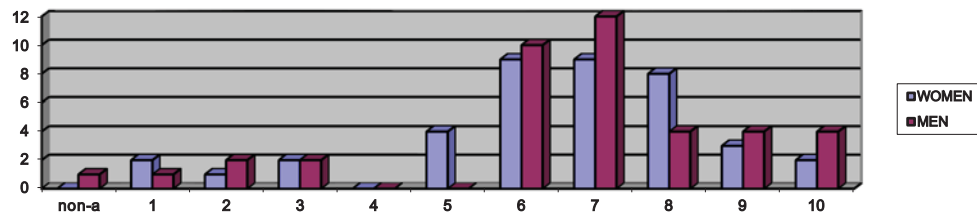


Figure 35. The level of satisfaction of respondents for meal and alimentation (women and men 41-60 y.o.)

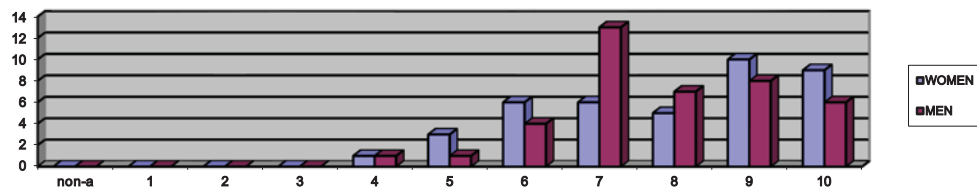


Figure 36. The level of satisfaction of respondents for meal and alimentation (women and men 61+ y.o.)

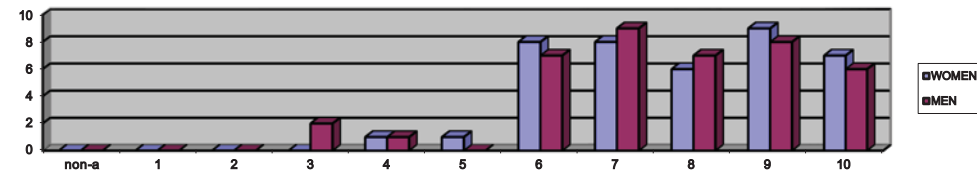


Figure 37. The level of satisfaction of respondents for actual financial and material conditions (women and men 20-40 y.o.)

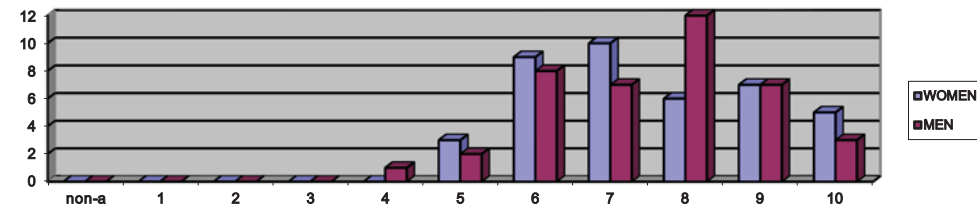


Figure 38. The level of satisfaction of respondents for actual financial and material conditions (women and men 41-60 y.o.)

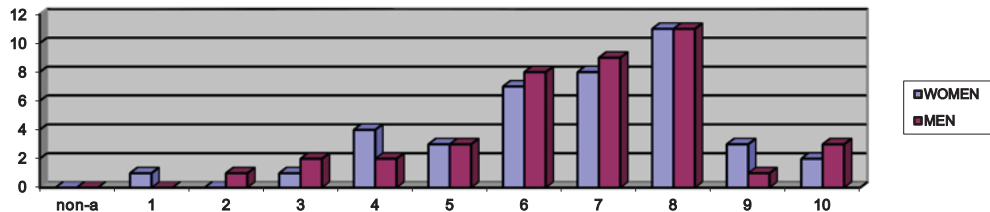


Figure 39. The level of satisfaction of respondents for actual financial and material conditions (women and men 61+ y.o.)

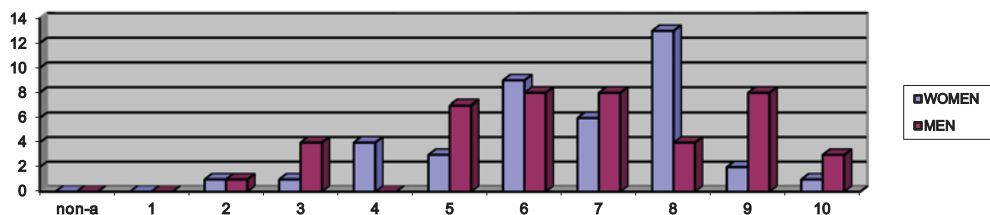


Figure 40. The level of satisfaction of respondents for professional careers (women and men 20-40 y.o.)

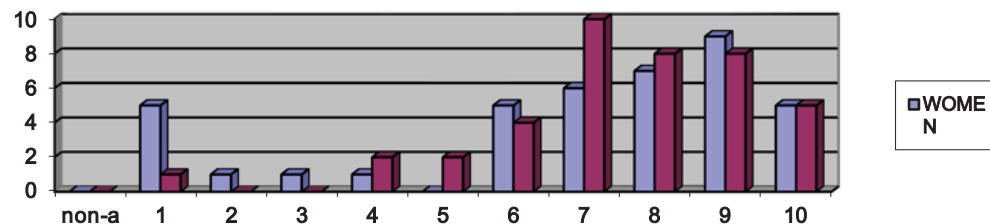


Figure 41. The level of satisfaction of respondents for professional careers (women and men 41-60 y.o.)

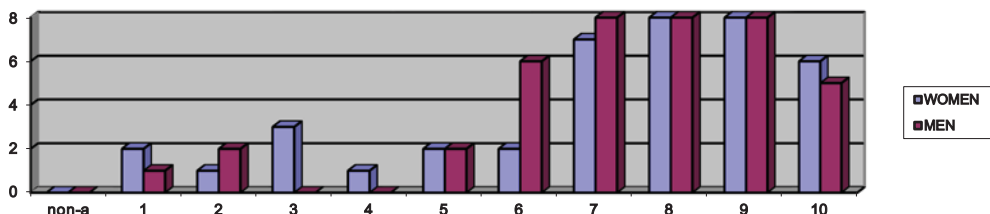
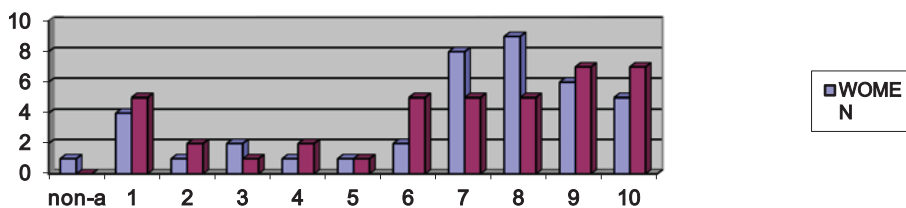


Figure 42. The level of satisfaction of respondents for professional careers (women and men 61+ y.o.)



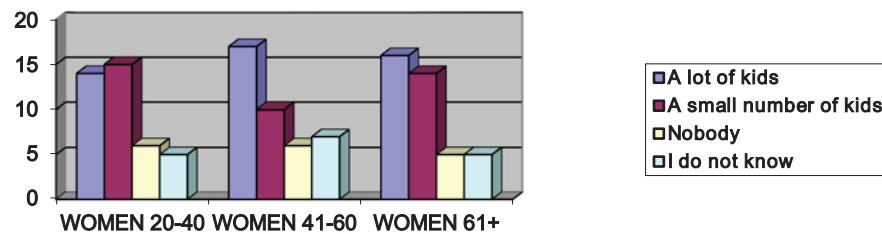
4. The Model and Findings

The questionnaire was applied on 240 respondents: 120 women and 120 men of different ages (40 women and 40 men of age between 20-40; 40 women and 40 men of age between 41-60; 40 women and 40 men of age between 61+).

The respondents were given some situations and they were asked about their opinions on these situations. First situation was about a kid named Peter that was humiliated with different words by his parents. We asked the respondents if, in their opinion, there are:

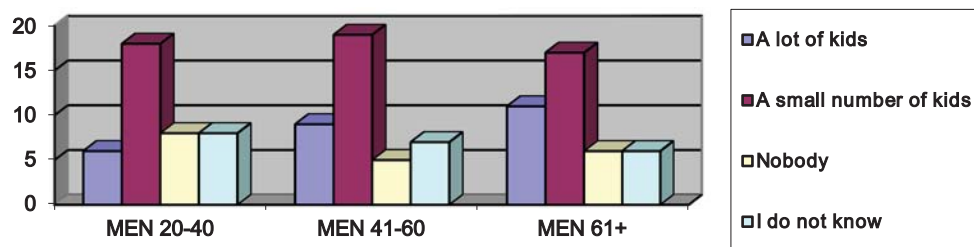
- A. A lot of kids.
- B. A small number of kids.
- B. Nobody.
- Г. I do not know.

Figure 43. The answers of respondents for situation nr. 1 for kids living in a similar situation (women)



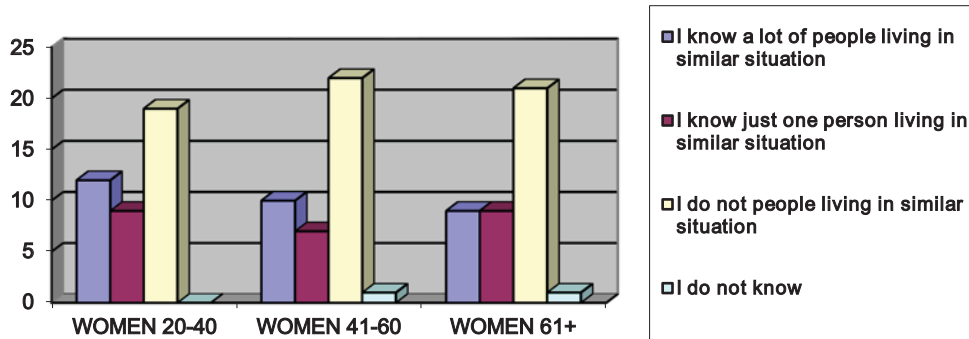
The answers for the situation nr. 1 showed that there are almost equal answers for option nr.1 (“a lot of kids”) and option nr. 2 (“a small number of kids”) for the situation when a kid is humiliated with different words by his parents: 35,0% and 37,5% for women of age 20-40; 42,5 % and 25,0% for women of age of 41-60 and 40,0% and 35,0% for women of age 61+. The rate of undecided un-known answers and also almost equal: 15,0% and 12,5 % for women of age 20-40; 17,5% and 15,0% for women of age 41-60; 12,5% and 12,5% for women of age 61+.

Figure 44. The answers of respondents for situation nr. 1 for kids living in a similar situation (men)



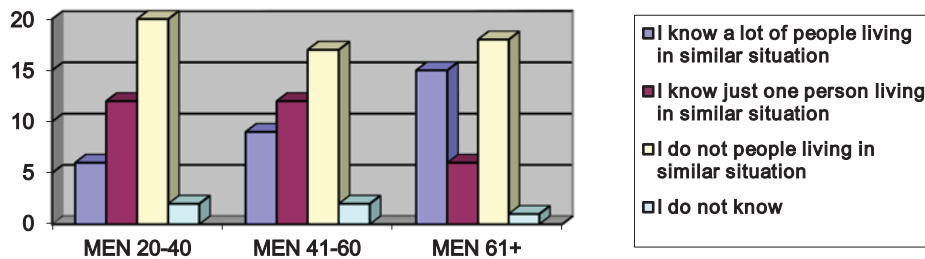
The answers for the situation nr. 1 showed that there is the biggest part of opinions for the option nr. 2 (“*a small number of kids*”) for the situation when a kid is humiliated with different words by his parents. Men consider that there is just a small part of kids that are bad-treated by their parents: option nr. 1 (“*a lot of kids*”) – 15,0% for men of age 20-40; 22,5% for men age of 41-60; 27,5% of men of age 61+; option nr.2 (“*a small number of kids*”) – 45,0% men of age 20-40; 47,5% of men of age 41-60; 42,5% for men of age 61+. The answers for the option nr.3 (“*nobody*”) and option nr. 4 (“*I do not know*”) are almost equal: 20,0% and 20,% for men of age 20-40; 12,5 and 17,5% for men of age 41-60; 15,0% and 15,0% for men of age 61+.

Figure 45. The answers of respondents for situation nr. 1 for knowing kids/somebody living in a similar situation (women)



In the case of situation nr. 1 for knowing kids/somebody living in a similar situation the answers' distributions goes to the option nr. 3 (“*I do not know people living in similar situation*”): 47,5% for women of age 20-40; 55,0% for women of age 41-60; 52,5% for women of age 61+. The answers distribution for the option nr. 1 (“*I know a lot of people living in similar situation*”) and option nr. 2 (“*I know just one person living in similar situation*”) is almost equal: 30,0% and 22,5% for women of age 20-40; 25,0% and 17,5 % for women of age 41-60; 22,5% and 22,5 % for women of age 61+.

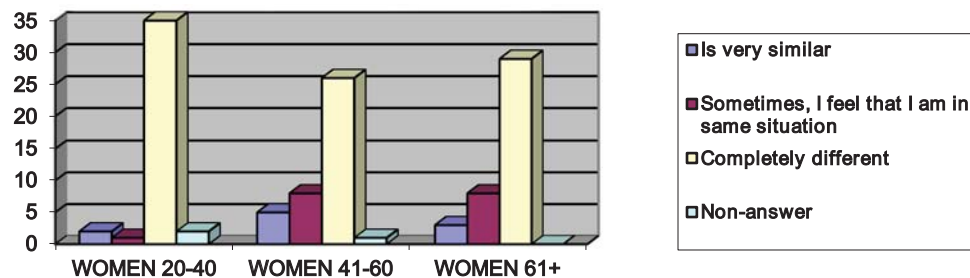
Figure 46. The answers of respondents for situation nr. 1 for knowing kids/somebody living in a similar situation (men)



In the case of situation nr. 1 for knowing kids/somebody living in a similar situation the men answers' distributions goes also to the option nr. 3 (“*I do not know people living in similar situation*”): 50,0% for men of age 20-40; 42,5% for men of age

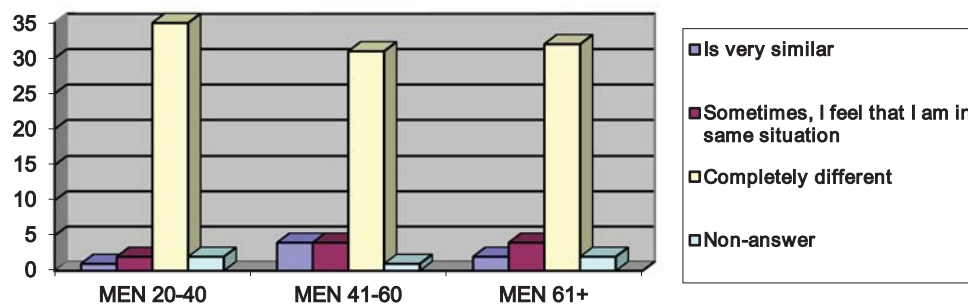
41-60; 45,0% for men of age 61+. The answers distribution for the option nr. 1 (“*I know a lot of people living in similar situation*”) and option nr. 2 (“*I know just one person living in similar situation*”) is: 15,0% and 30,0% for men of age 20-40; 22,5% and 30,0% for men of age 41-60; 37,5% and 15,0% for men of age 61+. But, here, there is a small number of undecided answers: 5,0% for men of age 20-40; 5,0% of men of age 41-60 and 2,5% of men of age 61+.

Figure 47. The answers of respondents for situation nr. 1 as similar to their family’s situation (women)



In the case of situation nr. 1 where the situation is recognized *as similar to their family’s situation*, the respondents opinions` distribution when almost to the option nr. („*Completely different*”): 87,5% for women of age 20-40; 65,0% for women of age 41-60; 72,5% for women of age 61+. The answers for options nr. 1 („*Is very similar*”), nr.2 („*Sometimes, I feel that I am in same situation*”) and nr. 4 („*non-answers*”) are different: 5,0%, 2,5% and 5,0% for women of age 20-40; 12,5%, 20,0% and 2,5% for women of age 41-60; 7,5%, 20,0% and 0% for women of age 61+.

Figure 48. The answers of respondents for situation nr. 1 as similar to their family’s situation (men)



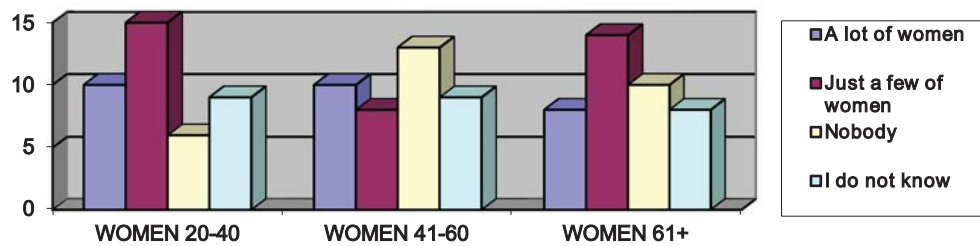
In the case of situation nr. 1 where the situation is recognized *as similar to their family’s situation*, the respondents opinions` distribution when almost to the option nr. („*Completely different*”): 87,5% for men of age 20-40; 77,5% for men of age 41-60; 80,0% for men of age 61+. The answers for options nr. 1 („*Is very similar*”), nr.2 („*Sometimes, I feel that I am in same situation*”) and nr. 4 („*non-answers*”) are different:

2,5%, 5,0% and 5,0% for men of age 20-40; 10,0%, 10,0% and 2,5% for men of age 41-60; 5,0%, 10,0% and 5,0% for men of age 61+.

Another given situation (nr. 2) was about a husband that beats his wife. We asked the respondents if, in their opinion, in this situation there are:

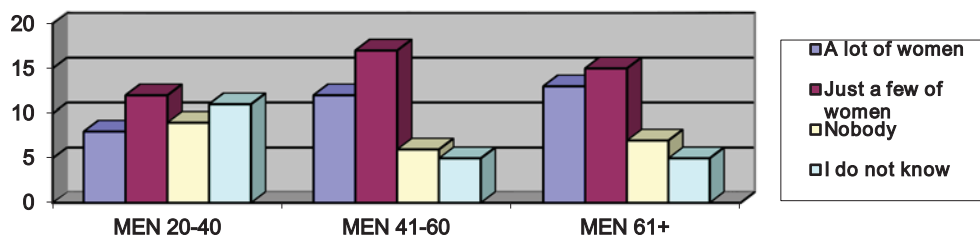
- A. A lot of women.
- B. Just a few of women.
- B. Nobody.
- Γ. I do not know.

Figure 49. The answers of respondents for situation nr. 2 as similar to their family's situation (women)



For given situation nr. 2 the women opinion distribution is different: the option nr. 1 (“*a lot of women*”) – 25,0 % for women of age 20-40; 25,0 % for women of age 41-60; 20,0% of women of age 61+; nr. 2 (“*just a few of women*”) – 37,5% for women of age 20-40; 20,0 % for women of age 41-60; 35,0% for women of age 61+; the option nr. 3 (“*nobody*”) – 15,0% for women of age 20-40; 32,5 % for women of age 41-60; 25,0% for women of age 61+ ; option nr. 4 (“*I do not know*”) – 22,5% for women of age 20-40; 22,5% for women of age 41-60; 20,0% for women of age 61+.

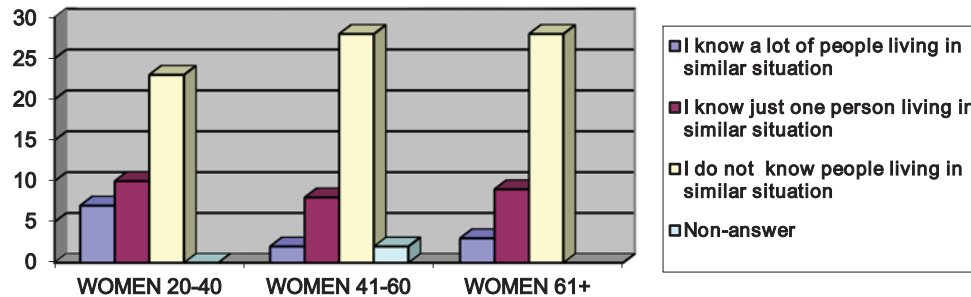
Figure 50. The answers of respondents for situation nr. 2 as similar to their family's situation (men)



For given situation nr. 2 the men opinion distribution is different: the option nr. 1 (“*a lot of women*”) – 20,0% for men of age 20-40; 30,0% for men of age 41-60; 32,5% of men of age 61+; nr. 2 (“*just a few of women*”) – 30,0 % for men of age 20-40; 42,5% for men of age 41-60; 37,5% for men of age 61+; the option nr. 3 (“*nobody*”) – 22,5 % for men of age 20-40; 15,0% for men of age 41-60; 17,5% for men of age 61+ ; option

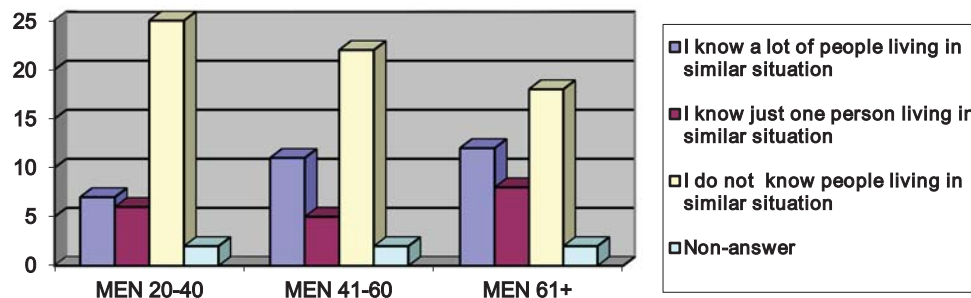
nr. 4 (“I do not know”) – 27,5 % for men of age 20-40; 12,5 % for men of age 41-60; 12,5 % for men of age 61+.

Figure 51. The answers for situation nr. 2 as being similar with somebody known by the respondents (women)



For given situation nr. 2 when the situation is recognized *as being similar with somebody known by the respondents* the women opinion distribution is different: the option nr. 1 (“I know a lot of people living in similar situation”) – 17,5% for women of age 20-40; 5,0 % for women of age 41-60; 7,5% of women of age 61+; nr. 2 (“I know just one person living in similar situation”) – 25,0 % for women of age 20-40; 20,0 % for women of age 41-60; 22,5% for women of age 61+; the option nr. 3 (“I do not know people living in similar situation”) – 57,5 % for women of age 20-40; 70,0 % for women of age 41-60; 70,0% for women of age 61+ ; option nr. 4 (“non-answer”) – 0 % for women of age 20-40; 5,0 % for women of age 41-60; 0 % for women of age 61+.

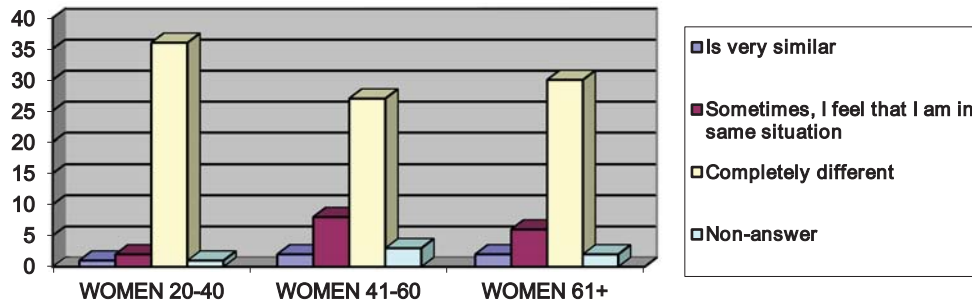
Figure 52. The answers for situation nr. 2 as being similar with somebody known by the respondents (men)



For given situation nr. 2 when the situation is recognized *as being similar with somebody known by the respondents* the men opinion distribution is different: the option nr. 1 (“I know a lot of people living in similar situation”) – 17,5% for men of age 20-40; 27,5% for men of age 41-60; 30,0% of men of age 61+; nr. 2 (“I know just one person living in similar situation”) – 15,0% for men of age 20-40; 12,5% for men of age 41-60; 20,0% for men of age 61+; the option nr. 3 (“I do not know people living in similar situation”) – 62,5 % for men of age 20-40; 55,0% for men of age 41-60; 45,0% for men

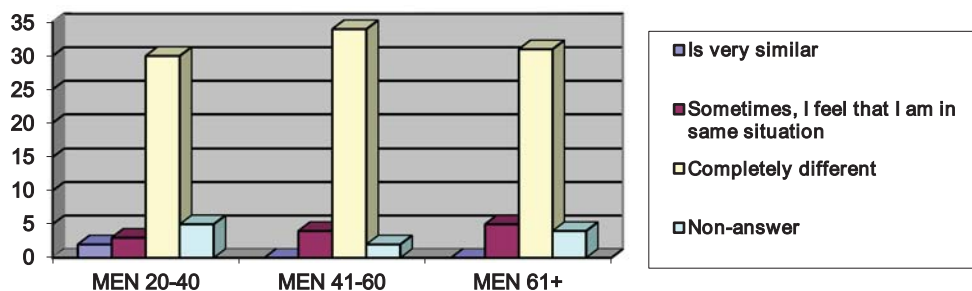
of age 61+ ; option nr. 4 (“*non-answer*”) – 5,0% for men of age 20-40; 5,0 % for men of age 41-60; 5,0 % for men of age 61+.

Figure 53. The answers of respondents for situation nr. 2 as similar to their family (women)



For given situation nr. 2 when the situation is recognized *as being similar to their family* the women opinion distribution is different: the option nr. 1 (“*Is very similar*”) – 2,5% for women of age 20-40; 5,0% for women of age 41-60; 5,0% of women of age 61+; nr. 2 (“*Sometimes, I feel that I am in same situation*”) – 5,0% for women of age 20-40; 20,0 % for women of age 41-60; 15,0 % for women of age 61+; the option nr. 3 (“*Completely different*”) – 90,0 % for women of age 20-40; 67,5 % for women of age 41-60; 75,0% for women of age 61+ ; option nr. 4 (“*non-answer*”) – 2,5% for women of age 20-40; 7,5% for women of age 41-60; 5,0 % for women of age 61+.

Figure 54. The answers of respondents for situation nr. 2 as similar to their family (men)

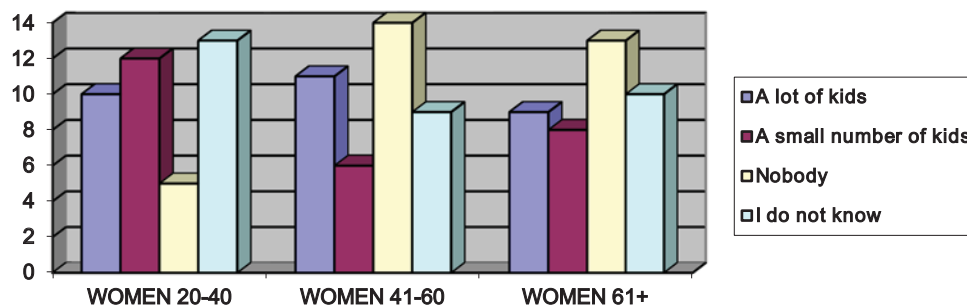


For given situation nr. 2 when the situation is recognized *as being similar to their family* the men opinion distribution is different: the option nr. 1 (“*Is very similar*”) – 5,0 % for men of age 20-40; 0 % for men of age 41-60; 0 % of men of age 61+; nr. 2 (“*Sometimes, I feel that I am in same situation*”) – 7,5% for men of age 20-40; 10,0% for men of age 41-60; 12,5% for men of age 61+; the option nr. 3 (“*Completely different*”) – 75,0% for men of age 20-40; 85,0% for men of age 41-60; 77,5% for men of age 61+ ; option nr. 4 (“*non-answer*”) – 12,5% for men of age 20-40; 5,0% for men of age 41-60; 10,0% for men of age 61+.

Given situation nr. 3 was about parents that beat their kid and they do not clarify or explain the reasons they do this. We asked the respondents if, in their opinion, in this situation there are:

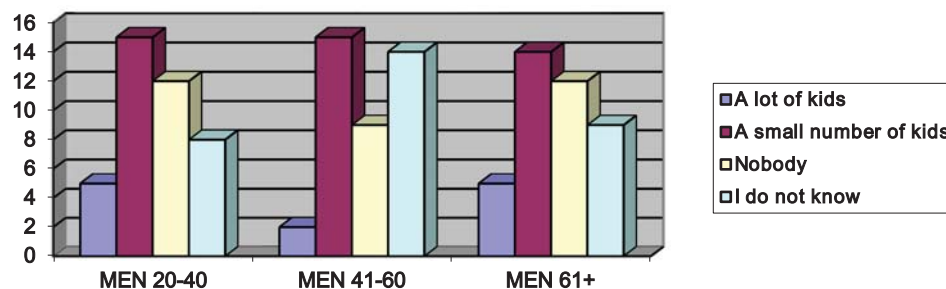
- A. A lot of kids.
- B. A small number of kids.
- B. Nobody.
- Γ. I do not know

Figure 57. The answers for situation nr. 3 for kids living in a similar situation (women)



For given situation nr. 3 *about parents that beat their kid and they do not clarify or explain the reasons they do this* the women opinion distribution is: the option nr. 1 (“A lot of kids”) – 25,0% for women of age 20-40; 27,5% for women of age 41-60; 22,5% of women of age 61+; nr. 2 (“A small number of kids”) – 30,0% for women of age 20-40; 15,0% for women of age 41-60; 20,0% for women of age 61+; the option nr. 3 (“Nobody”) – 12,5% for women of age 20-40; 35,0% for women of age 41-60; 32,5% for women of age 61+ ; option nr. 4 (“I do not know”) – 32,5% for women of age 20-40; 22,5% for women of age 41-60; 25,0% for women of age 61+.

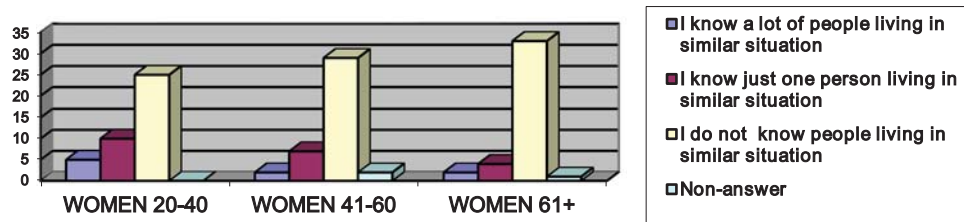
Figure 58. The answers for situation nr. 3 for kids living in a similar situation (men)



For given situation nr. 3 *about parents that beat their kid and they do not clarify or explain the reasons they do this* the men opinion distribution is: the option nr. 1 (“A lot of kids”) – 12,5% for men of age 20-40; 5,0% for men of age 41-60; 12,5% of men of age 61+; nr. 2 (“A small number of kids”) – 37,5% for men of age 20-40; 37,5% for

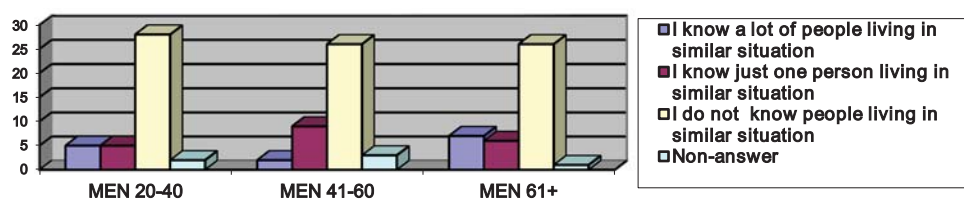
men of age 41-60; 35,0% for men of age 61+; the option nr. 3 (“*Nobody*”) – 30,0% for men of age 20-40; 22,5% for men of age 41-60; 30,0% for men of age 61+ ; option nr. 4 (“*I do not know*”) – 20,0% for men of age 20-40; 35,0% for men of age 41-60; 22,5% for men of age 61+.

Figure 59. The answers for situation nr. 3 for knowing kids/somebody living in a similar situation (women)



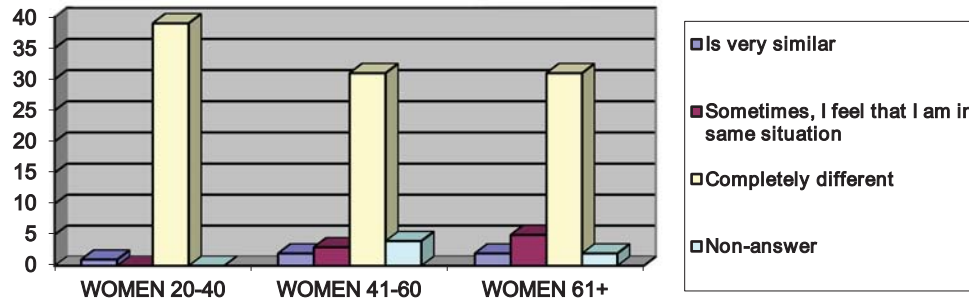
For given situation nr. 3 for knowing kids/somebody living in a similar situation the women opinion distribution is: the option nr. 1 (“*I know a lot of people living in similar situation*”) – 12,5% for women of age 20-40; 5,0% for women of age 41-60; 5,0% of women of age 61+; nr. 2 (“*I know just one person living in similar situation*”) – 25,0% for women of age 20-40; 17,5% for women of age 41-60; 10,0% for women of age 61+; the option nr. 3 (“*I do not know people living in similar situation*”) – 62,5% for women of age 20-40; 72,5% for women of age 41-60; 82,5% for women of age 61+ ; option nr. 4 (“*Non-answer*”) – 0% for women of age 20-40; 5,0% for women of age 41-60; 2,5% for women of age 61+.

Figure 60. The answers for situation nr. 3 for knowing kids/somebody living in a similar situation(men)



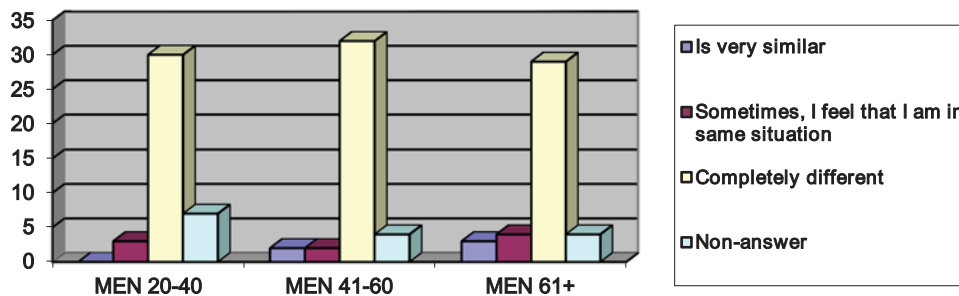
For given situation nr. 3 for knowing kids/somebody living in a similar situation the men opinion distribution is: the option nr. 1 (“*I know a lot of people living in similar situation*”) – 12,5% for men of age 20-40; 5,0% for men of age 41-60; 17,5% of men of age 61+; nr. 2 (“*I know just one person living in similar situation*”) – 12,5% for men of age 20-40; 22,5% for men of age 41-60; 15,0% for men of age 61+; the option nr. 3 (“*I do not know people living in similar situation*”) – 70,0% for men of age 20-40; 65,0% for men of age 41-60; 65,0% for men of age 61+ ; option nr. 4 (“*Non-answer*”) – 5,0% for men of age 20-40; 7,5% for men of age 41-60; 2,5% for men of age 61+.

Figure 61. The answers for situation nr. 3 as similar to the respondents family (women)



For given situation nr. 3 *as similar to the respondents family* for the men opinion distribution is: the option nr. 1 (“*Is very similar*”) – 2,5% for women of age 20-40; 5,0 % for women of age 41-60; 5,0 % of women of age 61+; nr. 2 (“*Sometimes, I feel that I am in same situation*”) – 0 % for women of age 20-40; 7,5 % for women of age 41-60; 12,5 % for women of age 61+; the option nr. 3 (“*Completely different*”) – 97,5 % for women of age 20-40; 77,5 % for women of age 41-60; 77,5 % for women of age 61+ ; option nr. 4 (“*Non-answer*”) – 0 % for women of age 20-40; 10,0 % for women of age 41-60; 5,0 % for women of age 61+.

Figure 62. The answers for situation nr. 3 as similar to the respondents family (men)



For given situation nr. 3 *as similar to the respondents family* for the men opinion distribution is: the option nr. 1 (“*Is very similar*”) – 0 % for men of age 20-40; 5,0% for men of age 41-60; 7,5% of men of age 61+; nr. 2 (“*Sometimes, I feel that I am in same situation*”) – 7,5% for men of age 20-40; 5,0 % for men of age 41-60; 10,0 % for men of age 61+; the option nr. 3 (“*Completely different*”) – 75,0 % for men of age 20-40; 80,0 % for men of age 41-60; 72,5% for men of age 61+ ; option nr. 4 (“*Non-answer*”) – 17,5% for men of age 20-40; 10,0 % for men of age 41-60; 10,0 % for men of age 61+.

5. Conclusion

There is present verbal violence in Arab Sector of Israel. 39,16% of women answers and 21,66% of men answers showed that there are a lot of kids that are humiliated by their parents. 32,5% of women answers and 45 % of men answers showed

that there is a small number of kids humiliated by their parents. 15% of women answers and 15,83 % of men answers showed the opinion that there is no one kids that suffers from his/her parents` humiliation and 13,33% of women answers and 17,5% of men have no opinion about this subject.

The perception of verbal violence from parents to their kids in other families is different from the mentioned perception of verbal violence inside of the respondents' personal families. When it comes to other families and for knowing kids/somebody living in a similar situation: 25,83 % of women answers and 25 % of men answers showed the opinion that they know a lot of people living in similar situation. 20,83 % of women answers and 25% of men answers showed that there are unique cases of verbal violence in other families of Arab Sector of Israel. 51,66 % of women answers and 45,83 % of men answers showed that they think that there is nobody living in a situation of humiliation in Arab Sector of Israel and 2,5 % of women answers and 4,16% of men answers that they do not have any opinion about the subject.

When speaking about their own family and possible verbal violence, the majority of respondents answered that the situation in their family is completely different from described situation. 8,33 % of women answers and 5,83% of men answered that the situation in their family is similar to the described situation, it means, there is space for humiliation and screaming. 14,16 % of women answers and 8,3 % of men answered that they think that sometimes, they feel being in the same situation of screaming and humiliation. 75 % of women answers and 81,66 % of men answered that they think that the situation in their families is completely different from the described situation and there were 2,5 % of women and 4,16% of men of non-answers.

The situation nr. 2 was about the physical violence. 23.33% of women answers and 27,5 % of men think that there are a lot of women in situation of physical violence supported in their families. 30,83% of women answers and 36,66% of men answered that, in their opinion, there are just a few women in the situation of supporting physical violence. 24,16% of women answers and 18,33 % of men think that there is nobody suffering of physical violence in families of Arab Sector of Israel and there are 21,66 % of women and 17,5% of men non-answers.

For the option of knowing somebody that is living in a similar situation of physical violence, there are 10 % of women answers and 25 % of men answered that they know a lot of people living in similar situation. 22,5 % of women answers and 15,83% of men answered that they know just one person living in similar situation. 65,83% of women answers and 54,16 % of men answered that they do not know any person living in the situation of physical violence in Arab Sector of Israel and 1,66 % of women and 5,0 % of men non-answers.

When asked if the given situation is similar to the situation in their own family, the respondents gave answers as are: 4,16 % of women answers and 1,66 % of men answered that the situation is very similar. 13,33 % of women answers and 10 % of men answered that her/him sometimes, I feels that her/him am in same situation of domestic physical violence. 77,5% of women answers and 79,16 % of men told that the

situation in their families is completely different from given situation. There were 5 % of women and 9,16 % of men non-answers.

For given situation nr. 3 of kids suffering from their parents' physical violence, there were found answers: 25,0 % of women answers and 10 % of men think that there are a lot of kinds in Arab Sector of Israel. 21,66% of women answers and 36,66% of men answered that they think that there is a small number of kids in situation of physical violence. 26,66% of women answers and 27,5 % of men answered that they do not know any kids suffering of physical violence from their parents. There were 26,66% of women answers and 25,83 % of men answered that they do not know any kid in the situation of suffering of physical violence from their parents.

When asked if they know somebody that is living in a situation similar – 7,5 % of women answers and 11,66 % of men answered that they know a lot of people living in similar situation. 17,5 % of women answers and 16,66 % of men answered that they know just one person living in similar situation. 72,5 % of women answers and 66,66 % of men answered that they do not know any people living in similar situation and there were 2,5 % of women and 5,0 % of men non-answers.

The last option for the given situation nr.3 was asking the respondents if the situation in their own family is similar to the described situation. 4,16 % of women answers and 4,16 % of men think that the situation in their own family is very similar to the described situation. 6,66% of women answers and 7,5 % of men answered that sometimes, they feel that they are in same situation of physical violence. 84,16% of women answers and 75,83 % of men answered that the situation in their own family is completely different. It mean there is no physical violence and there were found 7,5 % of women answers and 12,5% of men non-answers.

References

- Ayoub E., Ștefârța A. Why women stay with violent man? În: Preocupări contemporane ale științelor socio-umane, 2015, vol. I, p. 417-422.
- Ayoub E. Domestic violence. Why? How long time? În: Preocupări contemporane ale științelor socio-umane, 2015, vol. I, p. 427-430.
- Ayoub E., Ștefârța A. Partnership school-society-family as socail responsibility and support for children as victim of domestic violence. În: Tehnologii didactice moderne, 2016, p. 342-346.
- Ayoub E. The influence of violent communications and actions between parents on their children. În: Tehnologii didactice moderne. 2016, p. 354-357.
- Ayoub E., Ștefârța A. A psychosocial view on ethnicity and nationality (XVIIIth-XIXth centuries). În: Preocupări contemporane ale științelor socio-umane, 2016, p. 334-336.
- Ayoub E., Ștefârța A. Some psychosocial factors as generators of domestic violence. În: Актуальные научные исследования в современном мире. 2016, стр. 69-73.
- Ayoub E., Ștefârța A. Education as empowerment of women in the situation of domestic violence. În: Актуальные научные исследования в современном мире, 2016 г, стр. 73-76.

- Ayoub E., Stefarta A. Echoes and influence of exposure to domestic violence on self-perception and self-image of children living in violent families. *Fundamental and applied research: current issues, developments and innovations. În: International scientific and practical conference, 2017, p. 175-184. ДИПЛОМ І СТЕПЕНИ за участие в конкурсе «Лучшая научная работа» в секции «Психологические науки»*
- Ayoub E., Stefarta A. Women, arab society and emotional features of domestic violence: this mask works? În: *Theoretical and practical aspects of the development of modern science, 2017, p. 209-2014.*
- Ayoub E., Stefarta A. Opinions about the cultural orientation of the people in Arab sector of Israel: women perspectives. In: *The intellectual and scientific potential of the XXI century, 2017, p. 212- 218.*
- Ayoub E., Stefarta A. Gender, others, another ethnical group, culture: opinions and attitudes of arab sector of Israel women. In: *Modern research and development. International scientific and practical conference, 2017, p. 582-590. ДИПЛОМ І СТЕПЕНИ за участие в конкурсе «Лучшая научная работа» в секции «Психологические науки»*
- Ayoub E., Stefarta A. Religion, professions, the management, social-economical environment, politicis: opinions and attitudes of arab sector of Israel women. In: *Modern trends in the development of science and education, 2017, p. 771-781.*
- Ayoub E., Ștefârța A. Normalization, influence, social control, uniformity and conformity: frequency of violence against arab Bedouin women in Israel. In: *Preocupări contemporane ale științelor socio-umane în contextul transformării de mentalități, 2016, p. 331-334.*
- Ayoub E., Ștefârța A. Family and Conflicts in Israel: Women perspectives. În: *New Approaches in Social and Humanistic Sciences, 2017, p. 42-44.*
- Ayoub E., Ștefârța A. Opinions about the Cultural Orientation of the People in Arab Sector of Israel: Men Perspectives. In: *4th Central and Eastern European LUMEN International Scientific Conference on Education, Sport and Health 2017, p.24-27.*
- Ayoub E. Men perspectives (Arab Sector of Israel) about time, nature and human nature. In: *4th Central and Eastern European LUMEN International Scientific Conference on Education, Sport and Health, 2017, p. 27-29.*
- Ștefârța A.; Ayoub E. The impact of domestic violence on children`s self-identity and self-growth in Arab families of Israel. În: *Preventing victimization in vulnerable communities, 2017, p. 26-27.*
- Ștefârța A., Ayoub E. Violent family: emotional and social damage of children. În: *Logos Universality Mentality Education Novelty, 2016, p. 613-614.*